


# BI Norwegian Business School

---

## Spring 2017 Exchange Report




Wong Wai Hin, William  
BBA in Professional Accounting and Finance

## Part I: Monthly Activity Log

---

### January 2017

Together with other exchange students from HKUST, we took Qatar Airways to Oslo. We transferred the flight in Qatar. The price was acceptable and the service provided was really nice despite the long waiting time. We arrived on 6/1 and we went to IKEA immediately after we put our luggage into the dorm in order to buy some necessity such as cooking utensils, blankets and pillows. As the school started, we met new friends through classes and various orientation events. In mid-January, we attended the exchange fair to introduce our host university to the local students. Throughout the January, we visited almost all the attractions in Oslo including Akershus Fortress, City Hall, National Theatre, Sculpture Park, etc. For the rest of the days, we tried to stay in the dorm as the weather was very cold outside.




## February 2017

We went skiing in Oslo Winter Park. For me, it was really hard to ski smoothly due to difficulty in controlling my body balance. Although eventually I still did not play this sport quite well, I thought it was a great chance to learn about a new sport. In mid-February, we went to one of the famous cities in Norway, Tromsø, to watch Northern Lights. Unfortunately, due to the cloudy weather, we could not see the lights clearly. All of us were upset and we decided to watch the Northern Lights in another place in the coming month. At the last weekend of February, we went to Sweden and Denmark for a short trip. The architectural design and culture were quite similar to Norway's.



## March 2017

At the beginning of March, we had been to UK including Edinburgh and London. For Edinburgh, we went to Scottish Highland and Edinburgh Castle. For London, we visited Big Ben and took a ride in London Eye. And it was our first time to have a meal in a Chinese restaurant since we left Hong Kong. During mid-March, we had traveled to Iceland which was our last chance to watch Northern Lights in this year. We booked two day tours. One was going to the ice cave. Another one was going to the Golden Circle to watch and feel about natural landscape of Iceland following by Northern Light tour at night. Fortunately, we saw the lights clearly this time with how they moved and even how the color got changed. Besides, we had also tried some special food produced in Iceland like fermented shark and whale meat, but the taste really varied from person to person.





### April 2017

Easter holiday is the longest vacation throughout the spring semester. We planned to go travelling as much countries as we could. Eventually, we decided to go to Germany, Czech Republic, Austria, Hungary, Croatia and Italy as the last stop. During the time in Prague, we had tried to use real guns for shooting. Some of them even went sky diving. These exciting activities which could not be done in Hong Kong really created a unique experience for us. During the trip in Zagreb, we visited Plitvice Lakes National Park. The lakes were beautiful because of the blue and green color and the lakebed could be clearly seen. We spent five days in Italy going to Venice, Pisa and Rome. Despite the history and the palatial architecture, we almost had Gelato every day in Italy. For the remaining days in April, we had to prepare for the final examinations.



## May 2017

I got two examinations at the beginning and two at the end of May. After finishing two examinations, we decided to have a short trip in Bergen. We followed the route of Norway in a Nutshell but we booked all the tickets by ourselves due to student discounts. We took a boat trip to visit Sognefjord and a ride on Flåm Railway. This trip highlighted the beauty of nature and landscape of Norway. In addition, 17/5 is the National Day of Norway. It is one of the most important events in this country. Most of the people on that day would wear traditional costumes and have Norway flags in their hands. There was children parade celebrating this great event. For the rest of May, I prepared for my last two examinations. And we also held our last barbecue gathering in Oslo on the last day of May. I headed back to Hong Kong on 3/6.



## Part II: General Exchange Information

---

### 1) Visa Procedures

After you receive the admission letter from BI, you can send email to Norwegian Consulate to get all the forms and documents you need to prepare for applying the resident permit. It will cost around HK\$3000. After that, you have to make an appointment with the consulate and submit all those materials. Please remember to bring along the letter of approval of the residence permit when you leave Hong Kong. After you arrive Oslo, you will have to make an appointment with the police station in BI. The resident permit will be done at the time when you report to the police station.

### 2) Orientation Activities

During the orientation week, you will be assigned to one buddy group. After attending the welcoming seminar that briefly introduces BI and talks about the important issues for living in Oslo, the buddy group will then show you around the campus. There will be some other orientation events for you to attend such as coffee hours and party night, so that you can get along with other exchange students. It is highly recommended to attend those activities since it is a good chance to make new friends and to know more about the school. In first few weeks, the social clubs will also set up their booths in BI in which you can join and participate in their activities.

### 3) International Services & Activities (Networking Opportunities)

There will be a Facebook group for the exchange students which is created by BI International Office. Details of all the important events will be posted on Facebook. The office will also organize activities regularly for students to join including sightseeing tours, dinners, etc. Since these activities are based on first-come-first-served, I would recommend you to register as soon as possible if you decide to join. Through this platform, you can meet other exchange students easily. Sometimes, there would be second-hand sale such as textbooks and cooking utensils posted by former exchange students that allow newcomers to trade in the group.

### 4) Accommodations

For this semester, I lived in Kringsjå Student Village with other UST students. It is organized by SiO and is a big village that allows students studying in Oslo to live. We chose the cheapest option which was a furnished single room and it cost NOK\$3524/month. I had to share the bathroom with 1 student and the kitchen with 6 other students. There is a metro station and a supermarket called Kiwi near the entrance of the village. Although the village is quite far away from the city centre, the environment nearby is good and comfortable. By 5-10 minutes' walk, you can reach Sognsvan Lake and enjoy the fresh air there.

## 5) Courses Registration

Before registering the course, BI will send you about the details of every course to be taught for the coming semester as well as the procedures of the registration. You just need to submit an online form at the beginning of December and wait for the result. Most of the courses count for 7.5 ETCs and you can only take 30 ETCs at most.

## 6) Teaching & Assessment Methods

Course	Comments
EXC 2901 Norwegian Culture and History - An Introduction (=HUMA Common Core) -100% Final examination (Essay)	The course will give you an insight into Norwegian history, culture and society from 1814 until today. It would include two tours to visit the National Gallery and the Historical Museum. Sometimes you would be asked to do presentation during the class.
EXC 3651 Shipping Finance (=FINA 3000) 100% Final examination (Comprehensive)	The course would let you to know more about the economics of the shipping industry. Some of the materials are related to the corporate finance. It would be better for you to understand if you studied FINA3303 in UST before.
FIN 3616 Financial Decision making with Excel (=FINA 4000) -50% Final examination (Comprehensive) -50% Group projects (Excel)	The course aims at building up financial models using Excel to solve different problems. It consists of both lectures and labs. The group project is actually a bi-weekly homework and it is not very difficult if you listen carefully during the lab. This course is quite interesting and practical.
FIN3621 Options and Futures (=FINA 3203) -100% Final examination (MC)	The course would let you to have a better understanding of the derivatives markets and the derivatives securities available for trading. There would be tests and homework but not count towards the grade. Most of the questions involve calculations.

## 7) Sports & Recreation Facilities

There is a gym room in BI. It requires subscription fee for using this facility. For people who like jogging, I would prefer you to go to Sognsvaan Lake. There is a track surrounding the lake.

## 8) Finance & Banking

Norway only accepts NOK for all cash transactions. I brought both NOK and EURO in cash to Norway. For travelling and online payments, I mainly used my own HSBC credit card for those transactions.

Expenses	Amount (HKD)
Oslo:	
Accommodation	18000
Flight ticket	7000
Food	18000
Transportation	2000
Others	3000
Insurance	2000
Travelling	40000
Total	90000

## 9) Health & Safety

There is a clinic in BI and you are required purchase the medicine in pharmacy store on your own. During the winter, it is quite easy to catch a cold. So it is important that you wear enough clothes when you go outside. On the other hand, with low crime rate, Norway is a safe country compared with other European countries. You do not need to worry too much about the safety issues. Just remember to bring your resident permit and BI student card along with you every time when you go out.

## 10) Food

Comparing to Hong Kong, dinning out in Norway is extremely expensive. With such high cost of living, I chose to cook by myself or with other exchange students. For buying fresh fruits and vegetables, Grønland would be good choice. You can also find Asian supermarket there. For the fish and meat, I usually bought them in Kiwi and Rema1000 since the food is cheaper comparing with other big supermarket like Coop Mega. As a little reminder, most of the product with the brand "First Price" would be the cheapest one among all other brands which can be found in Kiwi.

## 11) Transportation

It is important to buy a 30-day student ticket every month which costs NOK\$414. It covers all means of public transport in Oslo including metro (T-bane), trams and buses. You can get the travel card for free at Ruter's office in Oslo S and then top up the card in the convenience stores or Ruter's offices whenever the 30-day ticket expired. Please note that the ticket does not include the train service between Oslo city center to Oslo Airport. You will have to top up NOK\$90 (discounted price with student ticket) each time before you use this service.



## 12) Climate

January would be the coldest month with around -10 degree Celsius. All the grounds and buildings are covered by snow throughout January and February. The weather at this time is very suitable for winter sports like skiing. As a reminder, water-proof boots, gloves and jacket are highly recommended during this snowy and dry weather. From March onwards, the temperature would increase slowly. The temperature would be around 15 degree Celsius in May.

## 13) Communication

Local people speak in Norwegian but most of them also speak well in English, so communication is not a big deal at all. They are kind and willing to help the others. In Oslo, I mainly used wifi in hall or BI to contact my friends and family. When I was travelling, I used the European SIM card for communication purpose.

## Part III: Items to Bring

---

1. Passport and HKID
2. BI Admission letter
3. Letter of approval of the residence permit
4. Credit card and ATM card
5. Cash (NOK & EURO)
6. Thick clothing (Heattech)
7. Water-proof boots, gloves and jacket
8. Laptop
9. Router and LAN cable
10. Financial calculator
11. Personal medicines and skin care products
12. Chargers and European adapters
13. Driving license (both local and international) if you have and plan to drive

## Part IV: Useful Links and Contacts

---

1. Course List for Exchange Students in BI  
<https://www.bi.edu/study-at-bi/international-students/incoming-exchange-programme/>
2. Housing Options for International Students  
<https://www.bi.edu/study-at-bi/student-life/housing/housing-options/>
3. BI International Office: [international.office@bi.no](mailto:international.office@bi.no)
4. Norwegian Consulate: [norwayhk@ncchk.org.hk](mailto:norwayhk@ncchk.org.hk)